


Being Me in My World

Puzzle Map - Ages 7-8



Puzzle Outcome

The whole-school Learning Charter is the Puzzle Outcome for this Puzzle.

Weekly Celebration	Piece	PSHE learning intention	Social and emotional development learning intention	Resources
Help others to feel welcome	1. Getting to Know Each Other	I recognise my worth and can identify positive things about myself and my achievements. I can set personal goals I know how to use my Jigsaw Journal	I value myself and know how to make someone else feel welcome and valued	Jigsaw Charter, Jigsaw Chime, 'Calm Me' script, treasure box, Jigsaw Jino, coin and medal template, My Jigsaw Journey, Jigsaw Journals, Jigsaw Jerrie Cat.
Try to make our school community a better place	2. Our Nightmare School	I can face new challenges positively, make responsible choices and ask for help when I need it	I recognise how it feels to be happy, sad or scared and am able to identify if other people are feeling these emotions	Jigsaw Charter, Jigsaw Chime, 'Calm Me' script, Jigsaw Jino, feelings bag with cards, flipchart paper, Nightmare school, My Jigsaw Journey, Jigsaw Journals, Jigsaw Jerrie Cat.
Think about everyone's right to learn	3. Our Dream School	I understand why rules are needed and how they relate to rights and responsibilities	I know how to make others feel valued	Jigsaw Charter, Jigsaw Chime, 'Calm me' script, Jigsaw Jino, Nightmare school sheet (from previous Piece), My Jigsaw Journey, Jigsaw Journals, Jigsaw Jerrie Cat.
Care about other people's feelings	4. Rewards and Consequences	I understand that my actions affect myself and others and I care about other people's feelings	I understand that my behaviour brings rewards/consequences	Jigsaw Charter, Jigsaw Chime, 'Calm me' script, scenario cards, post-its, My Jigsaw Journey, Jigsaw Journals, Jigsaw Jerrie Cat.
Work well with others	5. Our Learning Charter	I can make responsible choices and take action	I can work cooperatively in a group	Jigsaw Charter, Jigsaw Chime, 'Calm Me' script, A3 paper, Post-It notes, Sam's letter, timer, space to display Post-Its, materials for designing a card, Learning Charter, My Jigsaw Journey, Jigsaw Journals, Jigsaw Jerrie Cat.
Choose to follow the Learning Charter ★	6. Owing our Learning Charter	I understand my actions affect others and try to see things from their points of view	I am choosing to follow the Learning Charter	Jigsaw Charter, Jigsaw Chime, 'Calm me' script, 'What do we see?' picture PowerPoint, Learning Charter, Jigsaw Jino, certificates, mood board for last Piece (lesson), My Jigsaw Journey, Jigsaw Journals, Jigsaw Jerrie Cat.

Celebrating Difference

Puzzle Map - Ages 7-8




Puzzle Outcome

Help me fit together the six pieces of learning about Celebrating Difference to create the Hall of Fame display (Kite Templates: Piece 6)

Weekly Celebration	Pieces	PSHE learning intention	Social and emotional development learning intention	Resources
Accept that everyone is different	1. Families	I understand that everybody's family is different and important to them	I appreciate my family/the people who care for me	Jigsaw Chime, 'Calm Me' script, Jigsaw Jino, Pictures of teacher's family, 'Family' pictures, PowerPoint, photo frame template, Jigsaw Journals, My Jigsaw Journey, Jigsaw Jerrie Cat.
Include others when working and playing	2. Family conflict	I understand that differences and conflicts sometimes happen among family members	I know how to calm myself down and can use the 'Solve it together' technique	Jigsaw Chime, 'Calm Me' script, Letter cards to spell 'family' (six cards with a letter on each), PowerPoint slide: Family Conflict, 'Solve it together' resource sheet/PowerPoint/poster, Family conflict scenario cards, Jigsaw Jino, Jigsaw Journals, My Jigsaw Journey, Jigsaw Jerrie Cat.
Know how to help if someone is being bullied	3. Witness and feelings	I know what it means to be a witness to bullying	I know some ways of helping to make someone who is bullied feel better	Jigsaw Chime, 'Calm Me' script, Jigsaw Jino, Paper for handouts, Jigsaw Song: 'There's a Place', Resource sheet - Bullying story, Handprint paper chain master, Jigsaw Journals, My Jigsaw Journey, Jigsaw Jerrie Cat.
Try to solve problems	4. Witness and solutions	I know that witnesses can make the situation better or worse by what they do	I can problem-solve a bullying situation with others	Jigsaw Chime, 'Calm Me' script, Sponge ball, Jigsaw Jino, 'Solve it together' poster, Scenario cards, PowerPoint with prompt questions, Jigsaw Journals, My Jigsaw Journey, Jigsaw Jerrie Cat.
Try to use kind words	5. Words that harm	I recognise that some words are used in hurtful ways	I try hard not to use hurtful words (e.g. gay, fat)	Jigsaw Chime, 'Calm Me' script, 'Sticks and stones' PowerPoint slide, Jigsaw Jino, 'Solve it together' resource sheet/poster, Jigsaw Journals, My Jigsaw Journey, Jigsaw Jerrie Cat.
Know how to give and receive compliments	6. Celebrating difference: compliments ★ Assessment Opportunity Puzzle Outcome: Kites	I can tell you about a time when my words affected someone's feelings and what the consequences were	I can give and receive compliments and know how this feels	Jigsaw Chime, 'Calm Me' script, Kite templates, named post-it notes/slips of paper, Harlon's story, Jigsaw Journals, Attainment Descriptor Grid, My Jigsaw Journey, Certificates, Jigsaw Jerrie Cat.

Dreams and Goals

Puzzle Map - Ages 7-8




Puzzle Outcome

Help me fit together the six pieces of learning about my dreams and goals to create Our Garden of Dreams and Goals
(Garden design/decoration: Pieces 3-5)

Weekly Celebration	Pieces	PSHE learning intention	Social and emotional development learning intention	Resources
Stay motivated when doing something challenging	1. Dreams and Goals	I can tell you about a person who has faced difficult challenges and achieved success	I respect and admire people who overcome obstacles and achieve their dreams and goals (e.g. through disability)	Jigsaw Chime, 'Calm Me' script, Challenge PowerPoint slides, Challenge picture cards (PowerPoint slides), Jigsaw Journals, Jigsaw Jino, Jigsaw Jerrie Cat, My Jigsaw Journey.
Keep trying even when it is difficult	2. My Dreams and Ambitions	I can identify a dream/ambition that is important to me	I can imagine how I will feel when I achieve my dream/ambition	Jigsaw Chime, 'Calm Me' script, PowerPoint slide, Jane Goodall factsheet, Materials for making display flowers, Flower template, Jigsaw Journals, Jigsaw Jino, Jigsaw Jerrie Cat, My Jigsaw Journey.
Work well with a partner or in a group	3. A New Challenge Puzzle Outcome: Garden design/decoration	I enjoy facing new learning challenges and working out the best ways for me to achieve them	I can break down a goal into a number of steps and know how others could help me to achieve it	Garden puzzle templates, Jigsaw Chime, 'Calm Me' script, Garden PowerPoint, Garden Design Resource Sheet, Jigsaw Journals, Jigsaw Jino, Jigsaw Jerrie Cat, My Jigsaw Journey.
Have a positive attitude	4. Our New Challenge Puzzle Outcome: Garden design/decoration	I am motivated and enthusiastic about achieving our new challenge	I know that I am responsible for my own learning and can use my strengths as a learner to achieve the challenge	Jigsaw Jino, Jigsaw Chime, 'Calm Me' script, Garden items list, Flipchart and chunky pens, Jigsaw Journals, Jigsaw Jino, Jigsaw Jerrie Cat, My Jigsaw Journey.
Help others to achieve their goals	5. Our New Challenge - Overcoming Obstacles Puzzle Outcome: Garden design/decoration	I can recognise obstacles which might hinder my achievement and can take steps to overcome them	I can manage the feelings of frustration that may arise when obstacles occur	'Solve it together' technique poster, Jigsaw Chime, 'Calm Me' script, Flipchart and chunky pens, Jigsaw Journals, Jigsaw Jino, Jigsaw Jerrie Cat, My Jigsaw Journey.
Are working hard to achieve their own dreams and goals	6. Celebrating My Learning Assessment Opportunity ★	I can evaluate my own learning process and identify how it can be better next time	I am confident in sharing my success with others and can store my feelings in my internal treasure chest	Garden puzzles, Jigsaw Chime, 'Calm Me' script, Self-review PowerPoint slide, Jigsaw Journals, Jigsaw Jino, Self-review template, Bananas, string, knives, chopping boards, cocktail sticks, Jigsaw Jino, Jigsaw Jerrie Cat, My Jigsaw Journey, Certificates.

Healthy Me

Puzzle Map - Ages 7-8



Puzzle Outcome

Help me fit together the six pieces of learning about Healthy Me to create 'The Happy, Healthy Me Recipe Book' (Piece 4: Keeping safe)

Weekly Celebration	Pieces	PSHE learning intention	Social and emotional development learning intention	Resources
Have made a healthy choice	1. Being Fit and Healthy	I understand how exercise affects my body and know why my heart and lungs are such important organs	I can set myself a fitness challenge	Jigsaw Chime, 'Calm Me' script, PowerPoint slide 'My body in balance', PowerPoint 'Children need to be active for at least one hour a day', Fitness Challenge Template, Jigsaw Journals, My Jigsaw Journey, Jigsaw Jerrie Cat.
Have eaten a healthy, balanced diet	2. Being Fit and Healthy	I know that the amount of calories, fat and sugar I put into my body will affect my health	I know what it feels like to make a healthy choice	Jigsaw Chime< 'Calm Me' script, Jigsaw Song: 'Make A Good Decision', Range of food/drink (some with food labelling that show the amount of energy, fats and sugar). Try to include some healthy and less healthy choices depending on the amount of sugar and fat), 'How much sugar?' game, Jigsaw Journals, My Jigsaw Journey, Jigsaw Jerrie Cat.
Have been physically active	3. What Do I Know About Drugs?	I can tell you my knowledge and attitude towards drugs	I can identify how I feel towards drugs	Jigsaw Chime, 'Calm Me' script, A4 white paper and pen for each child, Draw and Write instruction sheet, Feelings word template, Jigsaw Journal, My Jigsaw Journey, Jigsaw Jerrie Cat.
Have tried to keep themselves and others safe	4. Being Safe Puzzle outcome: Keeping safe	identify things, people and places that I need to keep safe from know some strategies for keeping myself safe, who to go to for help and how to call emergency services	I can express how being anxious or scared feels	Jigsaw Chime, 'Calm Me' script, A piece of foreboding music e.g. Theme from Jaws, My Jigsaw Journey, Jigsaw Journal, Jigsaw Jerrie Cat.
Know how to be a good friend and enjoy healthy friendships	5. Safe or Unsafe	I can identify when something feels safe or unsafe	I can take responsibility for keeping myself and others safe	Jigsaw Chime, 'Calm Me' script, PowerPoint of scared child, Short story templates, Jigsaw Journals, My Jigsaw Journey, Jigsaw Jerrie Cat.
Know how to keep calm and deal with difficult situations	6. My Amazing Body Assessment Opportunity *	I understand how complex my body is and how important it is to take care of it	I respect my body and appreciate what it does for me	Jigsaw Chime, 'Calm Me' script, PowerPoint slide: My amazing body, PowerPoint slides: Example infographic, Other infographic examples (teacher to source online), Paper/pens, (Optional: computers/tablets for children to design infographic), Jigsaw Journal, My Jigsaw Journey, Certificates, Jigsaw Jerrie Cat.

Puzzle 5 - Relationships

Puzzle Map - Ages 7-8



Puzzle Outcome

Help me fit together the six pieces of learning about Relationships to create 'Our Relationships Fiesta'
 Piece 6: Appreciation Streamers

Weekly Celebration	Pieces	PSHE learning intention	Social and emotional development learning intention	Resources
Know how to make friends	1. Family Roles and Responsibilities	I can identify the roles and responsibilities of each member of my family and can reflect on the expectations for males and females	I can describe how taking some responsibility in my family makes me feel	Jigsaw Chime, 'Calm Me' script, Male/female Jobs PowerPoint, Jigsaw Jino, Male/female/both cards, Sets of the 'Whose Responsibility?' cards, Jigsaw Journals, My Jigsaw Journey, Jigsaw Jerrie Cat.
Try to solve friendship problems when they occur	2. Friendship	I can identify and put into practice some of the skills of friendship eg. taking turns, being a good listener	I know how to negotiate in conflict situations to try to find a win-win solution	Jigsaw Song: 'RELATIONSHIPS', Jigsaw Chime, Jigsaw Jino, 'Calm Me' script, 'Donkey' PowerPoint, Solve it together technique, Mending friendships resource sheet, Friendship conflict scenarios, Jigsaw Journals, My Jigsaw Journey, Jigsaw Jerrie Cat.
Help others to feel part of a group	3. Keeping Myself Safe Online	I know and can use some strategies for keeping myself safe online	I know who to ask for help if I am worried or concerned about anything online	Jigsaw Jino, Jigsaw Chime, PowerPoint slide of 'Gaming App', 'Top Tips' cards, 'Calm me' script, Jigsaw Journals, My Jigsaw Journey, Jigsaw Jerrie Cat.
Show respect in how they treat others	4. Being a Global Citizen 1	I can explain how some of the actions and work of people around the world help and influence my life	I can show an awareness of how this could affect my choices	Jigsaw Chime, 'Calm Me' script, Jigsaw Jino,, World map or globe, Bag of items including fair trade chocolate, a T-shirt made in a different country, rice, sugar, PowerPoint: Work in Other Countries Jigsaw, sweetcorn, Mobile phone, Journals, My Jigsaw Journey, Jigsaw Jerrie Cat.
Know how to help themselves and others when they feel upset or hurt	5. Being a Global Citizen 2	I understand how my needs and rights are shared by children around the world and can identify how our lives may be different.	I can empathise with children whose lives are different to mine and appreciate what I may learn from them	Jigsaw Chime, 'Calm Me' script, Power Point-Children around the world and handouts, A set of the 'Wants and Needs' cards cut up, Paper and pens to create posters, Jigsaw Journals, My Jigsaw Learning, Jigsaw Jerrie Cat, Jigsaw Jino.
Know and show what makes a good relationship	6. Celebrating My Web of Relationships Puzzle Outcome: Appreciation Streamers	I know how to express my appreciation to my friends and family	I enjoy being part of a family and friendship groups	Jigsaw Jino, Jigsaw Chime, 'Calm Me' script, Jigsaw song: 'RELATIONSHIPS', Appreciation streamer description sheet, Materials for streamers: strips of coloured paper, pens, wooden batons, tape to secure streamers, Jigsaw Journals, My Jigsaw Journey, Certificates, Jigsaw Jerrie Cat.

Puzzle 6 - Changing Me

Puzzle Map - Ages 7-8



Puzzle Outcome

Help me fit together the six pieces of learning about Changing Me to create the Tree of Change display
Piece 6: Ribbon Mobiles

Weekly Celebration	Pieces	PSHE learning intention	Social and emotional development learning intention	Resources
Understand that everyone is unique and special	1. How Babies Grow	I understand that in animals and humans lots of changes happen between birth and growing up, and that usually it is the female who has the baby	I can express how I feel when I see babies or baby animals	Jigsaw Chime, 'Calm Me' script, Baby/mother pair cards, PowerPoint of baby animal pictures, Jigsaw Jino, Mini-whiteboards and pens (or paper and pens), Jigsaw Journals, My Jigsaw Journey, Jigsaw Jerrie Cat.
Can express how they feel when change happens	2. Babies	I understand how babies grow and develop in the mother's uterus I understand what a baby needs to live and grow	I can express how I might feel if I had a new baby in my family	Jigsaw Chime, 'Calm Me' script, Baby PowerPoint slide, Mini-whiteboards/ pens (or paper and pens), Baby growing PowerPoint, Jigsaw Journals, My Jigsaw Journey, Jigsaw Jino, Jigsaw Jerrie Cat.
Understand and respect the changes that they see in themselves	3. Outside Body Changes	I understand that boys' and girls' bodies need to change so that when they grow up their bodies can make babies I can identify how boys' and girls' bodies change on the outside during this growing up process	I recognise how I feel about these changes happening to me and know how to cope with those feelings	Jigsaw Chime, 'Calm Me' script, Outline figure of a body on large flipchart paper, Set of Body Change cards, PowerPoint slides: Body Changes, My Life, My Changes' sheet, Jigsaw Journals, My Jigsaw Journey, Jigsaw Jino, Jigsaw Jerrie Cat.
Understand and respect the changes that they see in other people	4. Inside Body Changes	I can identify how boys' and girls' bodies change on the inside during the growing up process and can tell you why these changes are necessary so that their bodies can make babies when they grow up	I recognise how I feel about these changes happening to me and know how to cope with these feelings	Parent/Child pairs cards (from lesson/Piece 1), Jigsaw Chime, 'Calm Me' script, PowerPoint slides: Body Changes from Piece (lesson) 3, PowerPoint slides: Changes on the inside, Animations (moving diagrams): Male and Female Reproductive Systems, 'The Great Growing Up Adventure' sheet, Jigsaw Journals, Post-it notes/small slips of paper, Jigsaw Jino, Jigsaw Jino's post box, My Jigsaw Journey, Jigsaw Jerrie Cat.
Know who to ask for help if they are worried about change	5. Family Stereotypes	I can start to recognise stereotypical ideas I might have about parenting and family roles	I can express how I feel when my ideas are challenged and might be willing to change my ideas sometimes	Charades cards, Jigsaw Jino, Jigsaw Chime, 'Calm Me' script, Task card resource sheet, Flipchart paper/pens, Jigsaw Journals, My Jigsaw Journey, Jigsaw Jerrie Cat.
Are looking forward to change	6. Looking Ahead Assessment Opportunity ★ Puzzle Outcome: Ribbon Mobiles	identify what I am looking forward to when I move to my next class	start to think about changes I will make next year and know how to go about this	Jigsaw Jino, Jigsaw Chime, 'Calm Me' script, PowerPoint slide for 'Ribbon mobiles', Wooden batons/sticks, Different coloured paper strips (6 per child), Tape, Jigsaw Journals, My Jigsaw Journey, Certificates, Jigsaw Jerrie Cat.